LRRK2 Rabbit monoclonal antibodies

LRRK2 100-500 (detects human and mouse)

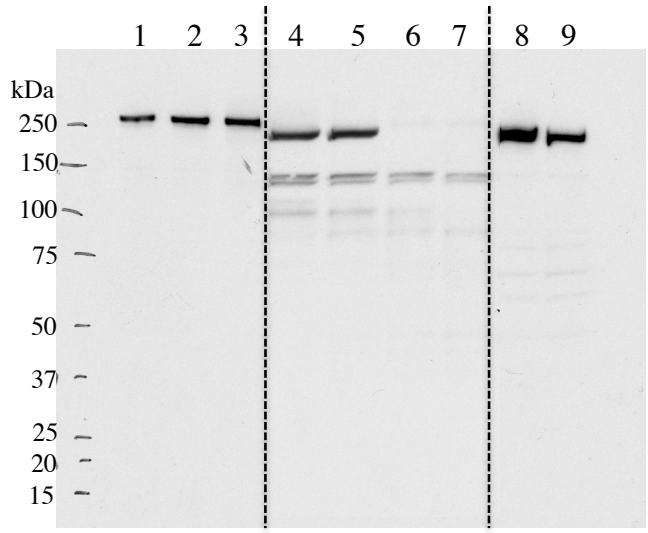

Antibodies used at 0.1 µg /ml overnight
LRRK2-IN1 used at 1 µM for 2h

Lane 1 = 5µg GFP-LRRK2 lysate
Lane 2 = 5µg GFP LRRK2 S910A lysate
Lane 3 = 5µg GFP LRRK2 S935A lysate
Lane 4 = 20µg LRRK2 WT MEF lysate
Lane 5 = 20µg LRRK2 WT MEF lysate from LRRK2-IN1 treated cells
Lane 6 = 20µg LRRK2 KO MEF lysate
Lane 7 = 20µg LRRK2 KO MEF lysate from LRRK2-IN1 treated cells
Lane 8 = 30µg Lymphoblastoid lysate
Lane 9 = 30µg Lymphoblastoid lysate from LRRK2-IN1 treated cells

LRRK2 P-ser935 (detects human and mouse)

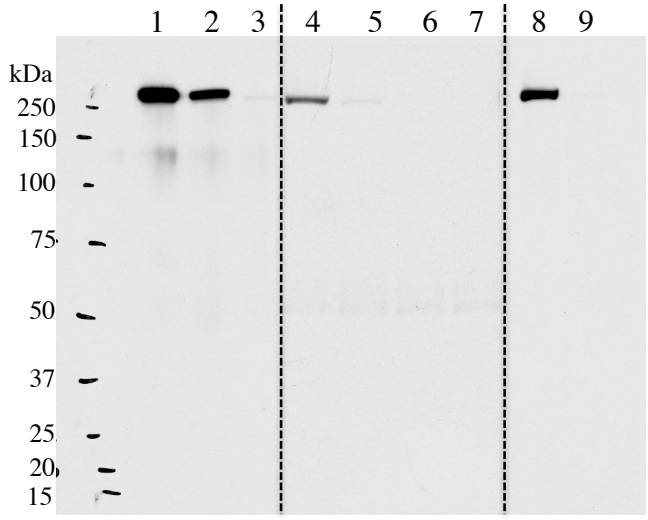

LRRK2 P-ser910 (detects human and **not** mouse)

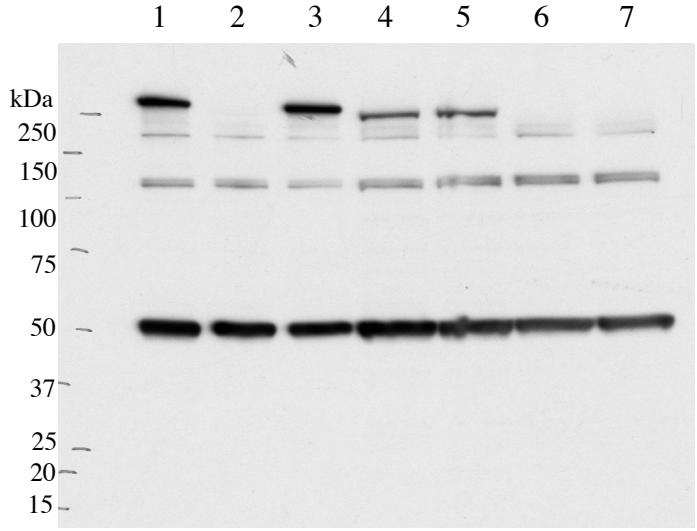

Lane 1 = 5µg GFP-LRRK2 lysate
Lane 2 = 5µg GFP LRRK2 S910A lysate
Lane 3 = 5µg GFP LRRK2 S935A lysate
Lane 4 = 30µg Lymphoblastoid lysate
Lane 5 = 30µg Lymphoblastoid lysate
Lane 6 = 30µg Lymphoblastoid lysate from LRRK2-IN1 treated cells
Lane 7 = 30µg Lymphoblastoid lysate from LRRK2-IN1 treated cells